











St. James Town

Income Generation Report – August 2024

		# of people	# of hours	Amount Earned
	On call / Casual Staff	4	144	\$ 2,168.05
				
	Green Ambassador	7	685	\$ 10,277.55
				
				
	Newcomer Ambassador	7	55	\$ 913.00
				
	Flavours From Our Neighbours	9	782	\$ 12,951.54
TOTAL		27	1,667	\$ 26,310.14